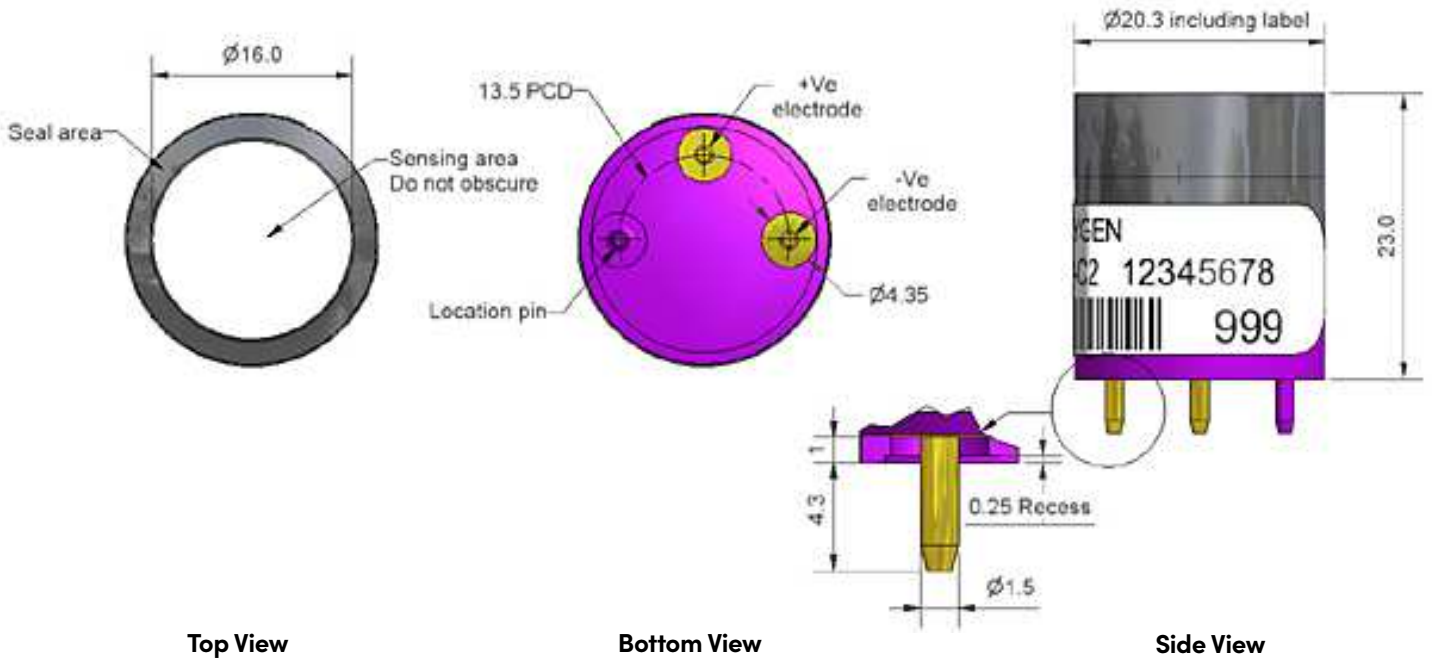




## O2-C2 Oxygen Sensor


 Dimensions are in millimetres ( $\pm 0.15$  mm).

Our (patent pending) O2-C2 includes protection from the rough environment of flue gases, necessary for long sensor lifetime.

Performance	Output	$\mu\text{A}$ @ 20.9% O <sub>2</sub>	80 to 120
	Response time	t <sub>90</sub> (s) from 20.9% to 0% O <sub>2</sub>	< 50
	Zero current	$\mu\text{A}$ in N <sub>2</sub>	< 2.5
	Linearity	% O <sub>2</sub> deviation @ 10% O <sub>2</sub>	-0.6

Lifetime	Output drift	% change in output @ 3 months	< 1
	Operating life	Months until 85% original output in 20.9% O <sub>2</sub>	> 24

Environmental	Humidity sensitivity	% O <sub>2</sub> change: 0% to 95% rh @ 40°C	< 0.7
	CO <sub>2</sub> sensitivity	%(change O <sub>2</sub> reading)/% CO <sub>2</sub> @ 5% CO <sub>2</sub>	0.1
	Pressure sensitivity	(% change of output)/(% change of pressure) @ 20kPa	< 0.1

Key Specifications	Temperature range	°C	-30 to 55
	Pressure range	kPa	80 to 120
	Humidity range	% rh non-condensing (0 to 99% rh short term)	5 to 95
	Storage period	Months @ 3 to 20°C (store in sealed pot, open circuit)	6
	Load resistor	$\Omega$ (recommended)	47 to 100
	Weight	g	< 18



Technical specifications Version 1.0

**Figure 1 Temperature Dependence in Air**

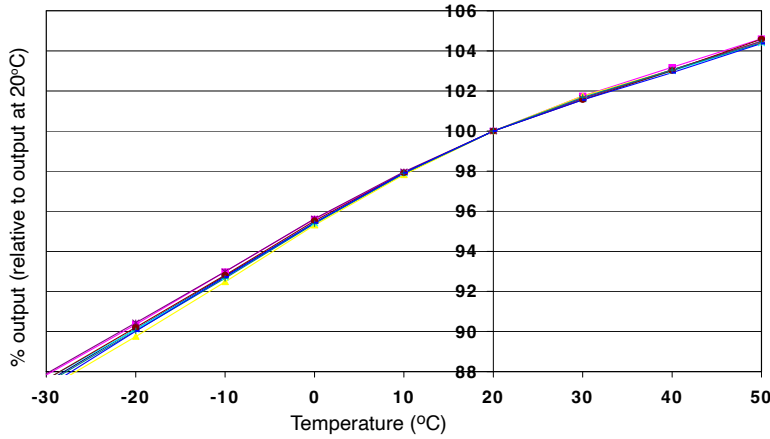
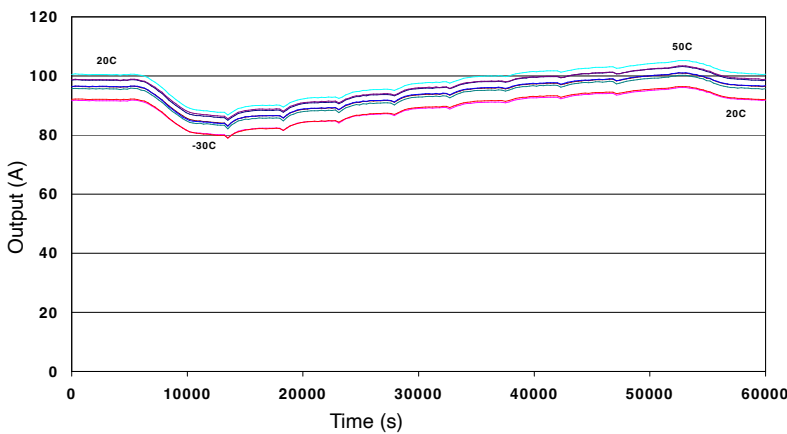


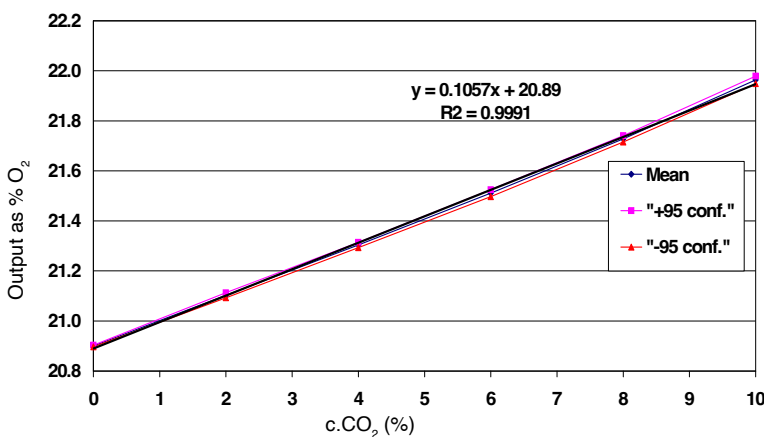
Figure 1 shows the very repeatable variation in sensitivity caused by change in temperature. This data is taken from a typical batch of sensors.

**Figure 2 Thermal Transient Performance**



This time trace follows eight sensors' progress as they are first cooled to -30°C, then thermally stepped to +50°C before finally returning to 20°C. As the O2-C2 experiences rapid temperature changes. The lack of thermal transients avoids false alarms, even when cooled from +20°C to -30°C.

**Figure 3 Carbon Dioxide Response**



Carbon dioxide increases the diffusion rate of oxygen, increasing the apparent oxygen concentration. When oxygen concentration is held constant, CO<sub>2</sub> increases the oxygen signal by 10.6% of the CO<sub>2</sub> concentration.

At the end of the product's life, do not dispose of any electronic sensor, component or instrument in the domestic waste, but contact the instrument manufacturer, Alphasense or its distributor for disposal instructions. NOTE: All sensors are tested at ambient environmental conditions, with 47 ohm load resistor, unless otherwise stated. As applications of use are outside our control, the information provided is given without legal responsibility. Customers should test under their own conditions, to ensure that the sensors are suitable for their own requirements.

In the interest of continued product improvement, we reserve the right to change design features and specifications without prior notification. The data contained in this document is for guidance only. Alphasense Ltd accepts no liability for any consequential losses, injury or damage resulting from the use of this document or the information contained within. (©ALPHASENSE LTD) Doc. Ref. O2-C2/JUL22